

# Tam's Patch

## Preparing the pieces and Sewing the Block


### Fabrics:

Color 1: Civil War / Reproduction Fabric


Color 2: Red

Color 3: Shirting / Muslin

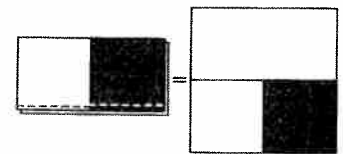
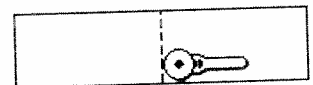
1. Cut color #1 Into 2 -  $4\frac{1}{2}$ " squares



2. Cut color # 2 & 3 into  
 $2\frac{1}{2}$ " x 5" strips.  
Sew RST along long edge  
Cut unit in half. ( $2\frac{1}{2}$ "



3. Cut color #3 Into 2 -  $2\frac{1}{2}$ " x  $4\frac{1}{2}$ "  
rectangles .



4. Assemble units as shown.

