



THE PIECEFUL TIMES
GOLDEN TRIANGLE QUILT GUILD



July Block of the Month
Presented by PJ Broussard
(The Girl Gang)

Fabric 1. Tone on tone white

Cut 8- 3 ½ inch squares


Cut 1- 2x20 inch strip

Fabric 2. 30's reproduction (aunt gracie)

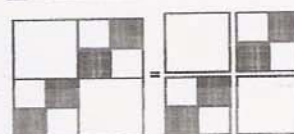
Cut 4- 3 ½ inch squares

Cut 1- 2x20 inch strip



Step 1. Piece 3 ½ inch white tone on tone square together with 3 ½ inch reproduction to make 2 four patches.



Step 2. Piece the white tone on tone 2x20 strip to the reproduction 2x20 strip. Iron to the dark. Cut into 2" pieces. Piece together into 4 patches. Then sew the four-patch units using the smaller four-patches and the remaining 3 ½ inch tone on tone. Trim back to be a 6 ½" square if needed.



Step 3. Piece the block, by joining the four-patches. Alternate seam pressing directions to keep your seams lying flat.



This block was found
On quilterscache.com
Its called carrie nation